

MOULD CHART

Hard Acrylic nanoSilica-Reinforced Resin Teeth
CROWN NS ANTERIOR
EFUCERA NS POSTERIOR

TABLA DE MOLDES

Duros Resina Acrílica
nanoSilica-Reinforced Dientes
DIENTES ANTERIORES CROWN NS
DIENTES POSTERIORES EFUCERA NS

CE
1639



YAMAHACHI DENTAL

CROWN NS ANTERIOR / DIENTES ANTERIORES CROWN NS

■ UPPER / SUPERIOR

	A	B	C
▲ T41	43.2	8.0	9.7
▲ T51	46.6	8.6	10.4
▲ T61	49.4	9.1	11.0

▲ T41S	43.0	7.9	9.2
▲ T51S	45.8	8.4	9.9
▲ T61S	48.8	9.0	10.4

■ S51	44.8	8.3	10.5
■ S71	52.2	9.9	13.3
■ S81	53.6	10.0	13.8

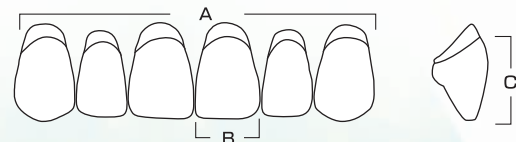
■ S43S	42.0	7.9	8.7
■ S44S	42.6	7.7	10.0
■ S41S	43.2	7.9	9.6

■ S42S	43.8	8.5	9.8
■ S52S	46.2	8.3	10.7
■ S51S	46.6	9.0	11.0
■ S61S	49.0	8.8	11.3

● O41	42.4	8.0	10.1
----------	------	-----	------

○ O31S	38.6	7.4	8.2
○ O51S	47.2	8.8	10.4
○ O61S	48.0	8.9	10.4

▤ C42	42.8	8.1	10.3
▤ C41	43.4	8.1	10.4
▤ C51	46.4	8.8	11.1
▤ C61	49.0	9.3	11.9



A B C

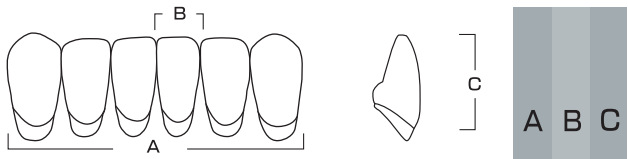
CROWN NS ANTERIOR / DIENTES ANTERIORES CROWN NS

■ LOWER / INFERIOR

	A	B	C
N31S	30.2	4.5	8.0
N61S	37.4	5.5	9.3

N31	33.4	5.1	9.0
N32	32.4	4.9	8.7
N41	33.8	5.0	8.7
N42	35.2	5.5	10.1
N81	41.8	6.4	12.1

N71L	39.4	5.7	11.7
------	------	-----	------



EFUCERA NS POSTERIOR 20° / DIENTES POSTERIORES 20° EFUCERA NS

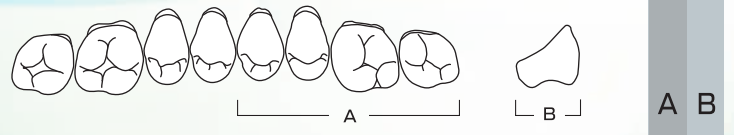
	A	B
28	28.8	8.4
	30.9	7.9

30	30.3	8.8
	32.5	8.5

32	32.4	9.4
	34.3	9.0

34	33.7	10.3
	36.0	10.1

36	36.1	11.6
	38.4	11.0



SHADES

A1, A2, A3, A3.5, B1, B2, B3, B4, C1, C2, C3, C4, D2, D3, D4, W0.5*
 16 different Vita shades are available. Vita is a trademark of Vita Zahnfabrik GmbH.
 *W0.5 is Yamahachi bleached shade.

GUIA DE COLORES

Existen 16 colores diferentes de la guía Vita disponibles. La guía de colores Vita es la marca comercial producida por Vita Zahnfabrik GmbH.
 W0.5 se Yamahachi blanqueada color.

EFUCERA NS POSTERIOR (Same Mould as EFUCERA PX and EFUCERA AC)

DIENTES POSTERIORES EFUCERA NS (tienen el mismo molde que los DIENTES POSTERIORES EFUCERA PX, EFUCERA AC)

COMBINATION TABLE / TABLA DE COMBINACIONES

ANTERIOR ANTERIORES		POSTERIOR POSTERIORES
UPPER SUPERIOR	LOWER INFERIOR	
T41	N32	28
T51	N42	30
T61	N61S	34
T41S	N32	28
T51S	N42	30
T61S	N61S	34
S51	N42	30
S71	N71L	34
S81	N81	36
S43S	N41	28
S44S	N41	28
S41S	N32	28
S42S	N31	28
S52S	N42	30
S51S	N42	30
S61S	N61S	34
O41	N32	28
O31S	N31S	28
O51S	N61S	32
O61S	N61S	32
C41	N41	32
C42	N41	28
C51	N42	30
C61	N61S	34

ENGLISH

YAMAHACHI offers a wide range of artificial teeth moulds and shades allowing for a variety of choices to meet your particular requirement.


Our artificial teeth comply with the International Quality Standard ISO 22112.

SPAÑOL

YAMAHACHI ofrece una amplia gama de los dientes artificiales los moldes y matices que permiten una variedad de opciones para satisfacer sus necesidades particulares.

Nuestros dientes artificiales se ajustan a las Normas Internacionales de Calidad ISO 22112.

DISTRIBUTOR / DISTRIBUIDOR



YAMAHACHI DENTAL

54-1, OCHIGARA, NISHIURA-CHO, GAMAGORI, AICHI-PREF., 443-0105, JAPAN

TEL : 81-533-57-7121 FAX : 81-533-57-1764

Website www.yamahachi-dental.co.jp/

E-mail box@yamahachi-dental.co.jp