

Instructions for use

(EN)

RE-FINE BRIGHT (Type 1, According to ISO 10477 classification; Type 2, Class 1, According to ISO 20795-1 classification)

Polymerization procedure : self-curing
Main Components : Poly-methyl-methacrylate, Methyl-methacrylate, Pigments
Inorganic filler : 0%
Method of preparation of metal surface : Use macro-mechanical retention.
Selecting the shade : <Light> A2 – A3 – A3.5 <Dark>
Mixing condition : Powder / Liquid = 10g / 5ml at 23°C
Working time : 1min
Setting time : 3min 30sec

【Intended Use】

Fabrication of dental crown and bridge, repair of denture.

【Contraindication】

- Do not use for patients with a history of hypersensitivity such as rash or dermatitis to this material or MMA-based monomers.
- Do not allow the kneaded product or liquid material to come into contact with the skin for a long time.
- Do not inhale liquid material volatile matter (monomer vapor).

【Directions for Use】

(Brush-on technique)

1. Put the powder into a container and a small amount of the liquid into a silicone cup.
2. Using a brush, apply a thin layer of liquid to the area to be built up.
3. Touch the powder with the brush tip, and make a mud-like resin on the brush tip.
4. Heap this resin on to the embankment.
5. Repeat the steps (3) to (4) until the desired shape is achieved.
6. Grinding and polishing shall be carried out in the usual manner.

(Mixing technique)

1. Weigh the liquid material at a ratio of 0.5ml of liquid material to 1g of powder material. Quickly mix the ingredients with a spatula etc.
2. After mixing, when the material becomes like a soft dough, press it against the formed part.
3. After curing, grind and polish as per usual.

(Silicon core technique)

1. Weigh the liquid material at a ratio of 0.5ml of liquid material to 1g of powder material. Quickly mix the ingredients with a spatula etc.
2. Immediately after mixing, pour the mixture into the silicone core and press the abutment tooth model coated with the separating agent.
3. After curing, grind and polish as per usual.

【Caution】

1. Avoid direct contact with liquids or mixtures of liquids and powders. In case of skin contact, wipe up immediately with alcohol wipes. In case of contact with eyes, wash with plenty of water and consult an ophthalmologist.
2. The material shall be used in an area with adequate ventilation (several times per hour).
3. Do not inhale the volatile components (monomer vapors) of the liquid. In case of inhalation, move to fresh air and take a rest. If symptoms such as dizziness or headache appear, seek medical attention.
4. Do not return the divided materials to the original container.
5. Avoid using in combination with other cold curing resins.
6. Do not use near fire or place near fire.
7. Do not leave the product in a hot place (stove side, place exposed to direct sunlight, etc.).
8. When polishing this material, use protective goggles, local dust collectors, dust masks approved by authorized institutions, etc. to avoid the effects of dust on the human body.

【Note】

1. Patients who develop hypersensitivity symptoms such as rashes, eczema, redness, ulcer, swelling, itchiness and numbness due to the use of this material should discontinue use and consult a doctor.
2. Operators with a history of hypersensitivity such as rash and dermatitis to MMA-based monomers should not touch the material directly without gloves.
3. If the operators experience hypersensitivity symptoms such as rashes, eczema, redness, ulcer, swelling, itchiness and numbness due to the use of this material, discontinue use and consult a doctor.
4. (To the user and/or patient) Any serious incident that has occurred in relation to the device should be reported to the manufacturer, and the competent authority of the Member State in which the user and/or patient is established.

【Storage】

- Store in a cool place (1 - 30°C) away from heat source or direct sunlight.
- Keep out of reach of non authorized professionals. Keep under constant supervision.
- Place a fire extinguisher both in workshop and in storage area.
- Always seal the material after use.
- Do not store the products in large quantities.

【Disposal information】













Remaining stocks must be disposed of according to the corresponding national legal requirements.

【Potential Hazard】

This product may cause allergic reactions such as rashes and dermatitis.

【Symbol Marks】

The meanings of the symbols on package are as follows,

Symbol Marks	Meaning	Symbol Marks	Meaning	Symbol Marks	Meaning
	Medical device		Do not use if package is damaged		Manufacturer
	Consult instruction for use		Keep away from sunlight		Lot number
	Do not reuse		Flammable		Use-by date
	Unique device identifier		Prescription only		CE marking

【Manufactured by:】



YAMAHACHI DENTAL MFG. CO.
54-1 Ochigara, Nishiura-Cho, Gamagori, Aichi-Pref, 443-0105, JAPAN
Tel: (+81) 533-57-7121 / Fax: (+81) 533-57-1764
E-mail: box@yamahachi-dental.co.jp;
Web: www.yamahachi-dental.co.jp



Obelis S.A

Bd. Général Wahis, 53, 1030 Brussels, Belgium